


Welcome Back!

Class of 2022



**As we gather here
today, let us all
celebrate our efforts!**



*Finally, we are going to
get our results!*



No matter the circumstances, there is always a way forward.

Stop

- Calm yourself down. Take a few deep breaths.

Think

- Think through the different options that are available for you. Keep things in perspective.
- Remember that the N-Level is one part of your life journey and not the destination.

Do

- Approach a trusted adult and seek his/her help. Have a conversation with this person about what would be best for you.
- Make a decision and take action based on your options.


When you receive your results, you may experience a range of emotions.

Managing these emotions well will allow you to stay calm and make rational decisions.

Reaching out for help is a sign of strength, not weakness.


*Is there
someone we
can speak with?*

If you have any concerns or are not coping, do reach out to someone you trust and speak with them. It could be a parent/guardian, teacher, School Counsellor or a friend that you can talk to.



Help is readily available for you.

There are other hotlines and chats available if you are more comfortable seeking help using these platforms.



SOS

SOS provides round the clock emotional support for those in distress, thinking of suicide or affected by suicide. This service is manned by trained volunteers.

Call: **1767** (24-hour helpline)

There are also alternative avenues for emotional support through email and text messaging.

Email: **pat@sos.org.sg**
(Response within 48 hours)

SOS Care Text: **www.sos.org.sg**
(6pm – 6am on Mon to Thu and 6pm to 11:59pm on Fri)

Community Health Assessment Team (CHAT)

If you experience prolonged difficulties, CHAT provides personalised and confidential mental health checks and face-to-face consultation for youth aged 16 to 30. To speak with a youth support worker, you can:

Visit: **CHAT Hub at *SCAPE, #05-05** or

Call: **6493 6500/ 6501** or

Email: **CHAT@mentalhealth.sg**

Help is readily available for you.

There are other hotlines and chats available if you are more comfortable seeking help using these platforms.

eC2

eC2 is an e-Counselling Centre where you can talk to a trained counsellor about the issues you are facing, right where you are.

Youths may chat with a counsellor online at:
www.ec2.sg

Monday – Friday
(Excluding Public Holidays): 10am – 12pm & 2pm – 5pm

TOUCHline

TOUCHline is a helpline to provide youths with emotional support and practical advice.

Call: **1800 3772252**

Monday – Friday
(Excluding Public Holidays): 9am – 6pm

mindline.sg

mindline.sg is an online platform that provides tools, tips and resources to help you manage your health and well-being. Explore and find out how you can improve your mental well-being and support your friends too.

Find out more:
www.mindline.sg

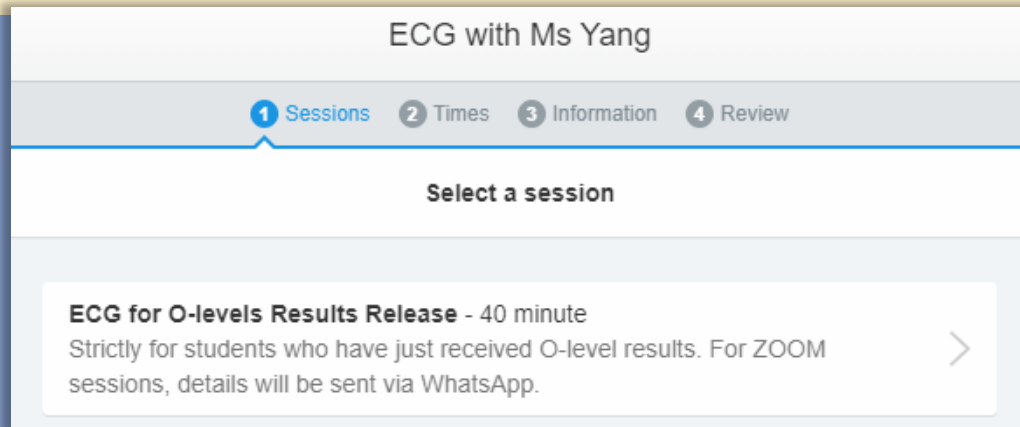


Help is readily available for you.

Reach out to an ECG Counsellor!

Make an appointment to speak with Ms Yang,
our ECG Counsellor in school via Zoom.

go.gov.sg/ecgyang-o-level




The screenshot shows a web interface for booking a session with Ms Yang. At the top, it says "ECG with Ms Yang". Below this is a progress bar with four steps: 1 Sessions (highlighted), 2 Times, 3 Information, and 4 Review. Under the "Sessions" step, there is a section titled "Select a session". A card is displayed with the text: "ECG for O-levels Results Release - 40 minute", "Strictly for students who have just received O-level results. For ZOOM sessions, details will be sent via WhatsApp.", and a right-pointing arrow.

Make an online or phone counselling appointment with the ECG
Centre @ MOE (Grange Road) through

<https://go.gov.sg/moe-ecg-centre>



*Is there
someone we
can speak with?*



Thinking About Your Next Step?



Who am I?


Where do I want to go?

How do I get there?

Resources to help you make informed decisions



**POST O-LEVEL
OPTIONS**
on Padlet




Scan the QR code to access the padlet for more info on post - O Levels options.
<https://tinyurl.com/jypostgrad22>

**NEED ECG
ONLINE
COUNSELLING?**


Visit this link to make a booking:
go.gov.sg/ecgyang-o-level

**CONFIRM YOUR
APPLICATION WITH US!**



by 17 Jan, Tues, 12pm

Once you have made your post-O level application, complete the Google form via this link
<https://tinyurl.com/JAEconfirmation22>



shariffah_nasimah_alkud • 16h

Post- O Level options for Graduates 2022

Where do we go from here?

Joint Admissions Exercise (JAE)

JAE Information Booklet

JOINT ADMISSIONS EXERCISE 2023

INFORMATION BOOKLET

PDF Candidates Seeking Admission to:

2023 JAE Booklet

Attached is the JAE booklet for students seeking admission to Junior Colleges, Millennia Institute,

[Important] Update the school on your JAE registration

via Google Form



Confirmation of Post O-Level Option

Click on the link to inform the school that you have confirmed your application via JAE or have selected other options.

ECG Support

Make an ECG Counselling online appointment

ECG Counselling for Results Release – Jan 2023

go.gov.sg/ecgyang-o-level



[Click here](#) to make an appointment.

What's Next? - O Level

2023 Junior Colleges

Tampines Meridian JC



tmjc.moe.edu.sg

Tampines Meridian Junior College

<https://tmjc.moe.edu.sg/>

Temasek JC

2023 P

Temasek




tp.edu.sg

JAE 2023


After receiving results, you may still require to maximize getting in of your choice

JAE Application Procedures

Things to note



What you will receive today



- Form A
- Form J
- Factsheet
- JIE Booklet

IMPORTANT! You need to open Form A to view your options for JAE application

JAE Registration



Starts: Thu 12 Jan (3pm)

Ends: Tue 17 Jan (4pm)

You are strongly advised to submit your application before 17th January 2023 (Tuesday).

JAE Registration



All applications must be **submitted** online through the JAE Internet System (JAE-IS) at **www.moe.gov.sg/jae**.

*For more information, please refer to your **JAE Information Booklet** or the above **JAE website**.*

JAE Registration



Applicants should take note of the following:

1) Complete the worksheet (Form A Page 2) before accessing the JAE-IS to submit the application.

2022 JOINT ADMISSIONS EXERCISE WORKSHEET

This JAE worksheet is provided to assist you before you do your online course registration.

FORM A Page 2

(A) Personal Particulars

Please fill in your personal particulars and update them as necessary in the online system.

NRIC/FIN : _____
Name : _____
Mobile Number* : _____
Contact Number : _____
Email Address : _____

*Your posting result will be sent via SMS to a valid Singapore mobile number.

(B) Course Preference

You are only allowed to specify courses that you are eligible for, up to a maximum of 12 courses.

You are strongly advised to make full use of the 12 choices, where applicable.

Please refer to your Form A and Information Booklet for course eligibility details.

Choice Order	Course Code
1 st	
2 nd	
3 rd	
4 th	
5 th	
6 th	

Choice Order	Course Code
7 th	
8 th	
9 th	
10 th	
11 th	
12 th	

JAE Registration



Applicants should take note of the following:

2) Make full use of your 12 choices.

3) Your NRIC/FIN and the JAE PIN is required to access the JAE-IS. The JAE PIN can be found in Form A. You can also use your SingPass.

JAE Registration



Refer to your JAE Information Booklet

SECTION 2 – JAE Registration

(Page 7 to 10)

ANNEX A – Guide to JAE Internet System

(Page 86 to 96)


for detailed instructions in submitting your application.

You will NOT be eligible for JAE

if you are successful in your application for direct admission to Junior College or Polytechnic under the

- i) Direct School Admission (JC) or
- ii) Early Admissions Exercise (Poly).

Other Admission Exercises



Joint Intake Exercise (JIE 'O') for NITEC



For JIE courses and application instructions, please check out:

1. ITE's admission booklet or
2. Website (www.ite.edu.sg)

JIE 'O' Application Period:

12 Jan (3pm) – 16 Jan (4pm)

Other Educational Institutions



Please apply to these institutions directly if you are interested to pursue courses in:

- LASALLE College of the Arts
- Nanyang Academy of Fine Arts (NAFA)

Refer to Page 146 to 148 of JAE Information Booklet for more information.

Retention



Please ensure you have looked through all possible options first.

Eligibility to repeat will be reviewed on a case-by-case basis.

Do speak with your Form Teachers or Year Heads for advice.

Appeal for Review of Results



- Appeal fee is \$112.35 per subject (inclusive of GST).
- Closing date for submission of appeals, including payment of fees, is by **Wed, 18 January 2023**. Applications submitted after the closing date will not be considered.

If you wish to appeal, please alert your FTs or KPs attached to your classes.

If you have any questions:



- Do speak to your form teachers, Year Heads or KPs attached to your class.
- You may also proceed to the **Conference Room** (outside GO) to meet Ms Yang, our ECG counsellor.

After you have completed your application(s):



**CONFIRM YOUR
APPLICATION WITH US!**



by 17 Jan, Tues, 12pm

Once you have made your post-O level
application, complete the Google form
via this link

<https://tinyurl.com/JAEconfirmation22>